



District Report Card: 2017


State: Meghalaya	District: East Jaintia Hills
Class: 8	Subject: Mathematics
Schools: 51	Students: 940


Participation/Coverage


Students

<div>GENDER</div> <div></div>	Boys				Girls			
	Number		%		Number		%	
	355		37.77		585		62.23	

<div>AREA</div> <div></div>	Rural				Urban			
	Number		%		Number		%	
	927		98.62		13		1.38	

<div>CATEGORY</div> <div></div>	SC		ST		OBC		GEN	
	Number	%	Number	%	Number	%	Number	%
	20	2.13	881	93.72	13	1.38	26	2.77

<div>CWSN</div> <div></div>	LD	VI	HI	S&LD	ID	Oth
	1	0	0	0	0	3

<div>Management</div> <div></div>	Government			Government-aided		
	Number		%	Number		%
	180		19.15	760		80.85

Average Performance of Students in Mathematics (%)

Overall	Gender		Area		Management		Social Group			
	Male	Female	Rural	Urban	Govt.	Aided	SC	ST	OBC	GEN
35.43	34.91	35.75	35.02	65.13	36.11	35.27	35.67	35.32	35.90	38.97

Performance on Learning Outcomes (LOs)

Learning Outcomes	Description	Average Performance(%)
M601	Solves problems involving large numbers by applying appropriate operations	41.60
M606	Solves problems on daily life situations involving addition and subtraction of fractions / decimals	29.20
M620	Finds out the perimeter and area of rectangular objects in the surroundings like floor of the class room, surfaces of a chalk box etc.	29.03
M621	Arranges given/collected information in the form of table, pictograph and bar graph and interprets them	25.42
M702	Interprets the division and multiplication of fractions	32.87
M705	Solves problems related to daily life situations involving rational numbers	32.45
M706	Uses exponential form of numbers to simplify problems involving multiplication and division of large numbers	26.51
M707	Adds/subtracts algebraic expressions	39.57
M710	Solves problems related to conversion of percentage to fraction and decimal and vice versa	22.63
M717	Finds out approximate area of closed shapes by using unit square grid/graph sheet	33.82
M719	Finds various representative values for simple data from her/his daily life contexts like mean, median and mode	45.48
M721	Interprets data using bar graph	39.87
M801	Generalizes properties of addition, subtraction, multiplication and division of rational numbers through patterns	23.92
M802	Finds rational numbers between two given rational numbers	42.67
M803	Proves divisibility rules of 2, 3, 4, 5, 6, 9 and 11	33.61
M804	Finds squares, cubes, square roots and cube roots of numbers using different methods	44.83
M808	Uses various algebraic identities in solving problems of daily life	47.63
M812	Verifies properties of parallelogram and establishes the relationship between them through reasoning	25.71
M818	Finds surface area and volume of cuboidal and cylindrical object	32.33
M819	Draws and interprets bar charts and pie charts	54.36

Range of Performance of Students who Answered Correctly							
Below 30%		30% - 50%		50% - 75%		Above 75%	
Number	%	Number	%	Number	%	Number	%
387	41.17	386	41.06	144	15.32	23	2.45

Lowest Performing Learning Outcomes (LOs)

- 1 - Solves problems related to conversion of percentage to fraction and decimal and vice versa (22.63)
- 2 - Generalizes properties of addition, subtraction, multiplication and division of rational numbers through patterns (23.92)
- 3 - Arranges given/collected information in the form of table, pictograph and bar graph and interprets them (25.42)

- 4 - Verifies properties of parallelogram and establishes the relationship between them through reasoning (25.71)
- 5 - Uses exponential form of numbers to simplify problems involving multiplication and division of large numbers (26.51)